



MARINERS
LEARNING SYSTEM™

User Manual

Email Address: _____

Password: _____

The Password is case sensitive.

Start Date: _____

Start Date = Time student activates their online classroom. Write the date you first sign in here.

Course expires 1 year from this date. You must complete the course and pass the final proctored exam at one of our scheduled test dates prior to the course expiration date.

The Original License Checklist and Application Forms can be printed from the License Application Forms link found in the Help Center at www.MarinersLearningSystem.com

Table of Contents

Page 3	System Requirements
Page 3	How to Access the Mariners Learning System™
Page 5	How to Navigate the MLS Courses
Page 6	Module Contents
Page 8	Badges
Page 9	Course Certificate
Page 10	Lesson Lectures & Videos
Page 11	Lecture Additional Resources
Page 12	Lesson Readings & Quizzes
Page 15	Mariners Learning System App
Page 16	Using a Smart Phone or Tablet
Page 18	To access any course
Page 19	Troubleshooting
Page 19	Testing/Next Steps

Mariners Learning System™ User Manual
Copyright 2023 by Mariners Learning System™

All rights reserved. No part of this publication may be reproduced in any form or by any process without permission in writing from Mariners Learning System™. Effort has been made to make this publication as complete and accurate as possible. All references contained in this publication have been compiled from sources believed to be the most recent, reliable, and represent the best current opinion on the subject. Mariners Learning System™ is not responsible or liable for any adverse effects or consequences to any person or entity with respect to any loss or damage caused or alleged to be caused directly or indirectly from the misapplication or injudicious use of the information contained in this publication. See additional terms and conditions on our website.

Manufactured by Mariners Learning System™, 800 Denow Road. Suite C330.
609-303-0664. www.MarinersLearningSystem.com.

System Requirements

Computer & Sound Equipment

You will be able to work in your courses on your desktop, laptop, tablet (iPad) or your smart phone. All you need is a recent browser. We recommend Google Chrome. Do not use Internet Explorer or Microsoft Edge. Here is where you can download a free upgrade if you fall below the minimum version:

- Minimum [Mozilla Firefox 25.0](#)
- Minimum [Google Chrome 30.0](#)
- Minimum [Apple Safari 6](#)

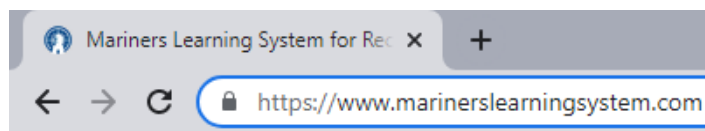
All lectures are accompanied by an audio version, some have videos. All you need is sound; ear buds or headphones if you like or if you are in a noisy environment. Ear buds and/or headphones ARE NOT permitted for the final test.

Internet Connection


If you can comfortably watch a YouTube video – you will be able to view course videos without trouble. If you have an unpredictable Internet connection, you will still be able to work through lessons and quizzes, you will just need patience. You will need a strong high speed Internet for the final test.

How to Access the Mariners Learning System™ Courses

1. Go to www.marinerslearningsystem.com



2. In the upper right corner, click **the person icon**



3. Enter your email and password, then click the **Login** button

Customer Login

Registered Customers

If you have an account, sign in with your email address.

Email *

Password *

Remember Me

LOGIN

[Forgot Your Password?](#)

* Required Fields

4. Welcome to myMLS

Click on the Access My Course Locker in the upper right hand corner.

- myMLS
- My Orders
- Order by SKU
- My Wish List

myMLS

ACCESS MY COURSE LOCKER

[Log Out](#)

5. Next you need to Register or Activate your course if you haven't already. If you see the control code, your course has already been registered and you do not need to input the activation code and control code. Once your course has been activated, simply click on the Course Name-Enter Classroom of the class you wish enter.

Register New Course!

Enter Activation Code * Enter Control Code *

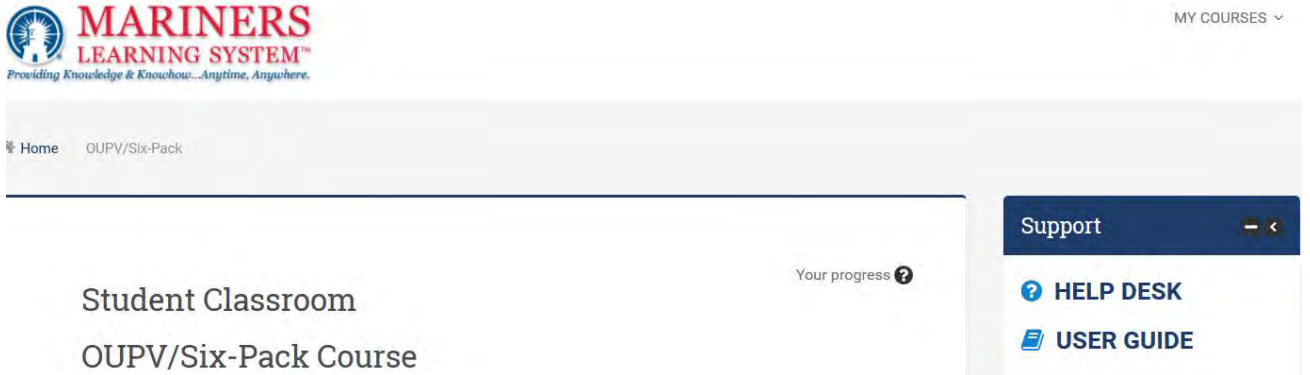
..... * *

REGISTER COURSE

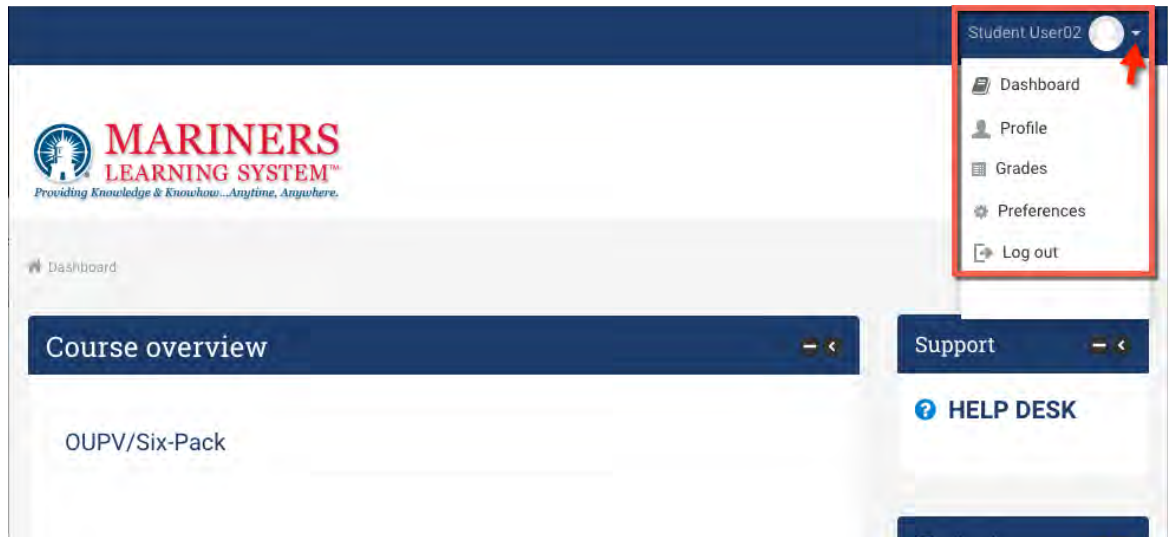
Control Code: 6P-22X-000030738-6P2-2X

Product Name	Course Name	Status	Expiration	
OUPV/Six-Pack		Activated	12/27/2017	Course Extension
	OUPV/6-Pack-Enter Classroom			
	Masters Upgrade-Enter Classroom			
	Assistant Towing Endorsement-Enter Classroom			

6. You can start work on the classroom when ready. You can view other courses by selecting My Courses in the upper right. Or you may use the **HELP DESK** link to ask a question.



7. You will always be able to return to your Dashboard of courses by clicking on your user menu in the upper right corner, then select **Dashboard**. Here is where you will also Log Out of your classroom and Mariners Account.

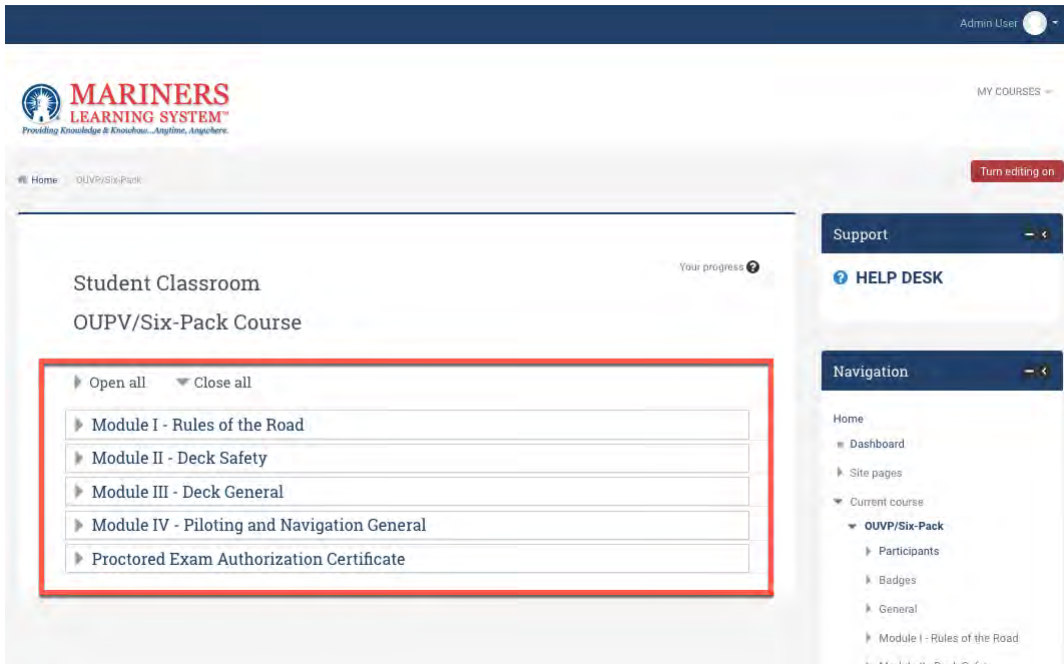


How to Navigate Mariners Learning System™ Courses

All courses work the same way. Maximize your browser screen for the best experience!

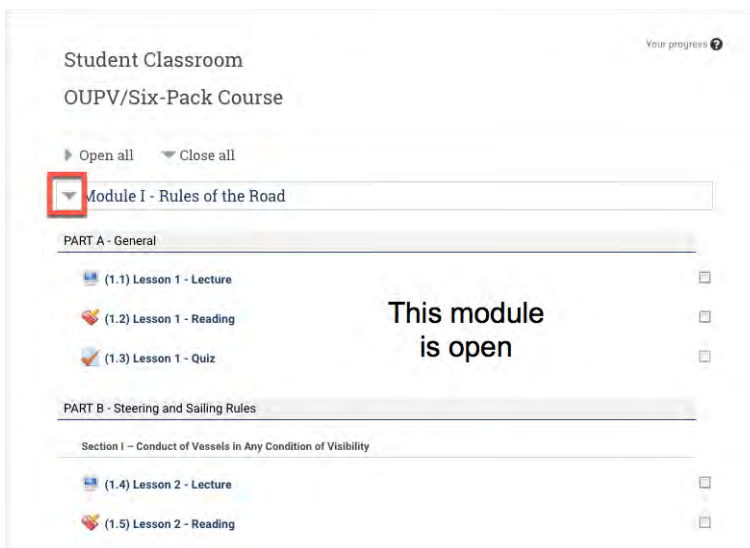
If you are sharing a computer with another user, you must logout from the User menu (see above) otherwise you won't get credit for taking the quizzes!

When you first enter your course, all of the modules will appear as below, with an open/close button for each module.



Module Contents

Click the arrow to open or close a module. If you leave the course with a module open, that module will still be open when you return – to help you track where you left off.



In each module there are one or more series of **Lecture, Reading and Quiz**. There is a progress box to the right of each link. When you view the Lecture or Reading, the progress box can be checked to help you keep track. The Quiz progress box will only be checked off by the system when you pass the quiz with a minimum score of 90%.

Student Classroom Your progress ?

OUPV/Six-Pack Course

▶ Open all ▼ Close all

▼ Module I - Rules of the Road

PART A - General

(1.1) Lesson 1 - Lecture	checked when you have viewed	<input checked="" type="checkbox"/>
(1.2) Lesson 1 - Reading		<input checked="" type="checkbox"/>
(1.3) Lesson 1 - Quiz	checked when you achieve 90%	<input checked="" type="checkbox"/>

PART B - Steering and Sailing Rules




Section I – Conduct of Vessels in Any Condition of Visibility

(1.4) Lesson 2 - Lecture		<input type="checkbox"/>
(1.5) Lesson 2 - Reading		<input type="checkbox"/>
(1.6) Lesson 2 - Quiz		<input type="checkbox"/>


At the end of most Modules is an exam. The exam is similar in function to the Lesson quizzes, however the link for the exam will not be active until you have completed all the required Lesson quizzes.

The detail under the Module exam will tell you what is required; the checkmarks in the module will show you what Lesson quizzes are complete.

Differences between International and U.S. Inland Rules

-  (1.19) Lesson 7 - Lecture
-  (1.20) Lesson 7 - Reading
-  (1.21) Lesson 7 - Quiz

Rules of the Road - Module Exam

 Rules of the Road - Module Exam

Not available unless:


- The activity (1.3) Lesson 1 - Quiz is marked complete
- The activity (1.6) Lesson 2 - Quiz is marked complete
- The activity (1.9) Lesson 3 - Quiz is marked complete
- The activity (1.12) Lesson 4 - Quiz is marked complete
- The activity (1.15) Lesson 5 - Quiz is marked complete
- The activity (1.18) Lesson 6 - Quiz is marked complete
- The activity (1.21) Lesson 7 - Quiz is marked complete

Badges

Badges appearing in the Latest badges block are awarded you if you achieve the required score on the Module exam. You will not be awarded the Module Final Exam badge until all Module exams are complete.







Your earned badges also appear on your dashboard.

Latest badges — <



badges awarded by achieving the required score on the module exam(s)

Administration — <

- ▼ Course administration
 -  Turn editing on
 -  Edit settings
 -  Course completion
 - ▶ Users
 -  Filters
 - ▶ Reports
 -  Grades
 -  Gradebook setup

Proctored Exam Course Certificate

At the end of all courses you will find the authorization certificate, which begins the process for final online testing.

The link for the certificate will not be active until you have completed all the required Module exams. The certificate is required in order to take the online final test.

The detail under the Certificate will tell you what is required; the checkmarks in the module will show you what Module exams are complete.

▼ Proctored Exam Authorization Certificate



Certificate

Not available unless:

- The activity **Rules of the Road - Module Exam** is marked complete
- The activity **Deck Safety & Deck General - Module Exam** is marked complete
- The activity **Navigation General - Module Exam** is marked complete
- The activity **Chart Plotting - Module Exam** is marked complete

Lesson Lectures

Here are the components of the Lesson Lectures:

1. All pages have links in the table of contents
2. All pages have a page reference
3. Except for the Lesson Plan and Lesson Syllabus, all pages have a link to the audio reading of the page contents.
4. Many lecture pages have a link for a video
5. All pages have buttons at the bottom to navigate back and forth in the lecture

The screenshot shows a lesson page titled "(1.1) Lesson 1 - Lecture" with the sub-heading "Rule 1 - Application". The page content includes three numbered callouts: 1. A red box highlights the "Lesson menu" on the right sidebar, which contains links for "Lesson Plan" and "Learning Syllabus". 2. A callout points to the "Page 3 of 6" indicator. 3. A callout points to an "audio version of this page" icon. 4. A callout points to a "Watch Video" button with a laptop icon. 5. A callout points to "Previous Page" and "Next Page >>" buttons at the bottom. The page also features a "Support" section with a "HELP DESK" link and a "Navigation" section with links for "Home", "Dashboard", "Site pages", "Current course", "OUVP/Six-Pack", and "Participants".

Lecture Videos


The video will open in a page by itself. When you are done viewing, use the **Return to lesson** button to go back to your place in the lesson. Or use the breadcrumb link to go back to the course page.

Home OUPV/Six-Pack (1.1) Lesson 1 - Rule 1

to the course page
 (1.1) Lesson 1 - Rule 1
where you left off in the lesson

Return to Lesson

(1.1) Rule 1 - Application



Last modified: Thursday, October 13, 2016, 12:16 AM

Support
 HELP DESK

Navigation

- Home
 - Dashboard
 - Site pages
 - Current course
 - OUPV/Six-Pack
 - Participants
 - Badges
 - General
 - Module I - Rules of the Road
 - (1.1) Lesson 1 - Lecture
 - (1.2) Lesson 1 - Reading
 - (1.3) Lesson 1 - Quiz

Lecture Additional Resources

The last page in each lecture will have buttons to download lecture resources for viewing, listening or reading offline.

Click that **End lesson** button and mark the Lecture as complete. You'll find a link to move on to the Lesson quiz as well.

(1.1) Lesson 1 - Lecture

Lesson 1 - Additional Resources

Page 6 of 6

OUPV – Audio/iVideo Lecture Series

This MLS resources contains a Download Link for the Audio Lecture, MLS iVideo, and Digital Edition eBook used within the Mariners Learning System™ Lesson 1 online course.

Downloading – Audio/iVideo/eBook Files

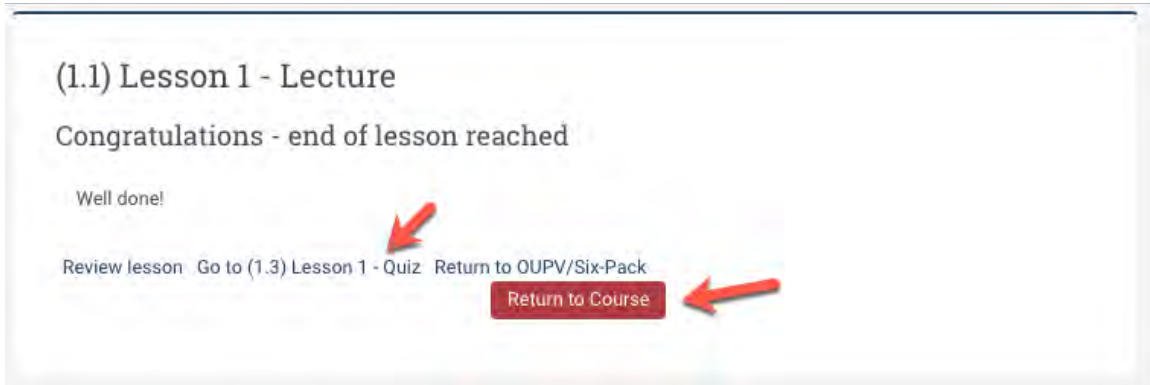
An additional feature of this resource is that you can download the Audio Lecture, MLS iVideo and Digital Edition eBook directly to your computer and then transfer them to your mobile device for use when an internet, Wi-Fi or cell phone connection is not available.

To save these files on your Smartphone or Tablet you will need to **FIRST** download the Audio Lecture, MLS iVideo and Digital Edition eBook directly to your computer and then transfer them to your device.

If you access these files from your mobile device without first downloading them onto your computer and then transferring them to your smartphone or tablet - You will be able to view the video and eBook or listen to the audio but you will **NOT** be able to download them directly to your mobile device.

Download video Download audio Download ebook

Previous page End Lesson>> Return to Course



All course pages have a button at the bottom to help you quickly return to the course main page.

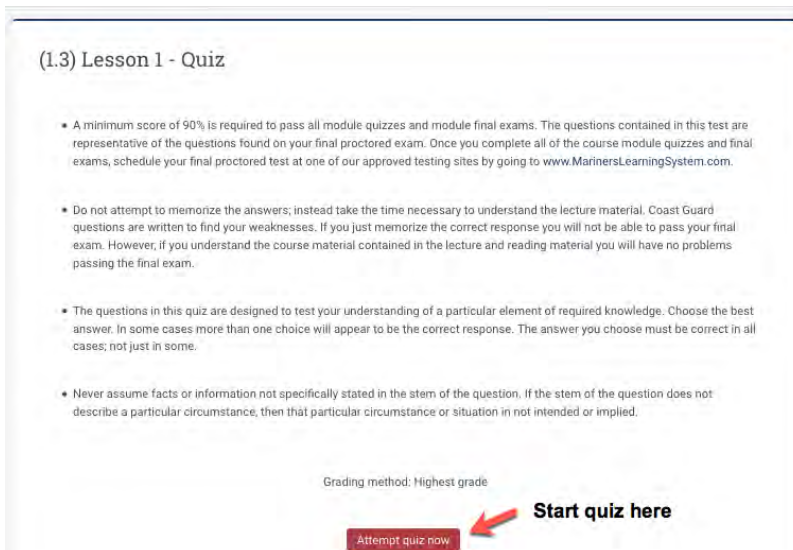
Lesson Readings

Lesson readings are in PDF form. Your computer and browser will determine how the PDF files appear:

- you may see a prompt to Open or Download the PDF
- the PDF may open in the same window – if it does, hit your browser back button to return to the course

Lesson Quizzes

All Lesson quizzes start with a page of instructions that will also tell you how many attempts you have made to complete the quiz.



All the questions in the quiz will appear on one page. The total number of questions is indicated on the right. Click those question numbers on the right to jump back to a question you've missed.

Select your answer choice for each question. You may change your answer as often as you like until clicking **Finish attempt** at the end.

The screenshot displays a quiz interface with the following elements:

- Header:** Home OUVV/Six-Pack Module I - Rules of the Road (1.3) Lesson 1 Quiz
- Question 1:** "BOTH INTERNATIONAL & INLAND The term 'restricted visibility' when used by the rules, refers to _____." Options: a. situations when you can see vessels on radar that you cannot see visually (selected), b. any condition that limits visibility, c. any condition where visibility is restricted, d. visibility of less than half a mile. A red arrow points to the question text with the text "select an answer for each question".
- Question 2:** "BOTH INTERNATIONAL & INLAND The term 'power-driven vessel' refers to any vessel _____." Options: a. traveling at a speed greater than that of the current (selected), b. making way against the current, c. with propelling machinery in use, d. with propelling machinery on-board whether in use or not. A red arrow points to the question text with the text "mark this question to come back to it".
- Question 3:** "BOTH INTERNATIONAL & INLAND The NAVIGATION RULES define a 'vessel not under command' as a vessel which _____." Options: a. by taking action contrary to the rules has created a special circumstance situation, b. is moored, aground or anchored in a fairway, c. through some exceptional circumstance is unable to maneuver as required by the rules.
- Quiz navigation:** A grid of question numbers 1 through 20. A red arrow points to the grid with the text "How many questions there are in this quiz". Below the grid is a "Finish attempt ..." button.
- Question 20:** "BOTH INTERNATIONAL & INLAND A vessel is being propelled by both sail and by engines. Under the Rules, the vessel is _____." Options: a. not covered under any category (selected), b. a "special circumstance" vessel, c. a sail vessel, d. a power-driven vessel.
- Footer:** "Return to Course" and "Finish attempt ..." buttons. A red arrow points to the "Finish attempt ..." button.

After you click Finish, the quiz will tell you if you have missed answering any questions. You may Return to the attempt or click the question number in the box on the right. Or **Submit all and finish**.

(1.3) Lesson 1 - Quiz

Summary of attempt

Question	Status
1	Answer saved
2	Answer saved
3	Answer saved
4	Answer saved
5	Not yet answered
6	Answer saved
7	Answer saved
8	Not yet answered
9	Answer saved
10	Answer saved
11	Answer saved
12	Answer saved
13	Answer saved
14	Answer saved
15	Answer saved
16	Answer saved
17	Answer saved
18	Answer saved
19	Answer saved
20	Answer saved

Return to attempt

Submit all and finish

Quiz navigation

1	2	3	4	5	6	7
8	9	10	11	12	13	14
15	16	17	18	19	20	

Finish attempt ...

click here to jump right to the missed question

When you finish the attempt, you will be able to see what questions you missed. You may review now, or return to review this attempt later by clicking the Lesson Quiz link on the course page.

Home / OUV/ Six-Pack / Module / Rules of the Road / (1.3) Lesson / Quiz

Started on Monday, December 26, 2016, 3:58 PM

State Finished

Completed on Monday, December 26, 2016, 4:09 PM

Time taken 11 mins 5 secs

Points 3.00/20.00

Grade 15.00 out of 100.00

Question 1
Incorrect
0.00 points out of 1.00

Flag question

BOTH INTERNATIONAL & INLAND The term 'restricted visibility' when used by the rules, refers to _____.

Select one:

- a. situations when you can see vessels on radar that you cannot see visually ✘ Incorrect, return to study material for correct answer. Reference: Rule 3(l)
- b. any condition that limits visibility
- c. any condition where visibility is restricted
- d. visibility of less than half a mile

The correct answer is: any condition where visibility is restricted

Question 2
Incorrect

BOTH INTERNATIONAL & INLAND The term 'power-driven vessel' refers to any vessel _____.

Quiz navigation

1	2	3	4	5	6
7	8	9	10	11	12
13	14	15	16	17	18
19	20				

Finish review

If you click a Lesson Quiz link for a quiz you have attempted, you will see your results, a link to review each attempt and a button to attempt again.

Grading method: Highest grade

Summary of your previous attempts

Attempt	State	Points / 20.00	Grade / 100.00	Review
1	Finished Submitted Monday, December 26, 2016, 4:09 PM	3.00	15.00	Review

Highest grade: 15.00 / 100.00.

[Re-attempt quiz](#)

[Return to Course](#)

Using the Mariners Learning System App

We just launched our NEW app. MLS courses are available on any device. When you download the companion app to the MLS courses, you'll get unlimited access to course content wherever you are. **You must** activate your online course via a computer/laptop prior to downloading the app to your device. The app will not work properly if you do not activate via computer/laptop first. Click this link for more information: <https://help.marinerslearningsystem.com/en/knowledge/app>

Using a Smart Phone or Small Tablet

When viewing a course on a smaller device, the blocks that were on the right will move below the course Modules. You may find some course components to be easier to view or use on your desktop or larger tablet, but all functions will work the same!

The screenshot shows the mobile interface of the Mariners Learning System. At the top, there is a dark blue header with the user's name 'Allynn J. Jovan' and a profile picture. Below the header is the Mariners Learning System logo, which includes a circular emblem with a figure and the text 'MARINERS LEARNING SYSTEM' and 'Providing Knowledge & Credentials...Anywhere, Anytime'. A 'MY COURSES' dropdown menu is visible. The main content area is titled 'Student Classroom' and 'OUPV/Six-Pack Course'. It features a 'VIEW PROGRESS' button and a list of course modules: 'Module I - Rules of the Road', 'Module II - Deck Safety', 'Module III - Deck General', 'Module IV - Piloting and Navigation General', and 'Proctored Exam Authorization Certificate'. Below the modules is a 'Support' section with a 'HELP DESK' icon. A 'Navigation' section lists 'Home', 'Dashboard', 'Site pages', 'Current course' (with 'OUPV/Six-Pack' selected), and 'My courses'. At the bottom, there is a 'Latest badges' section with the message 'You have no badges to display'.

The Lecture Table of Contents will appear below the Lecture pages as well.

(1.1) Lesson 1 - Lecture

Rule 1 - Application



Page 3 of 6

- a. The international rules apply to All vessels upon high seas and in all waters connected therewith navigable by seagoing vessels.
- b. Nothing in these rules shall interfere with the operation of special rules made by an appropriate authority for harbors, rivers, lakes or inland waterways connected with the high seas and navigable by seagoing vessels.
- c. Nothing in these rules shall interfere with the operation of any special rules made by Government of any State¹ with respect to additional station or signal lights, shapes² or whistle signals for ships of war and vessels proceeding under convoy, or with respect to additional³ station or signal lights or shapes for fishing vessels engaged in fishing as a fleet. These additional station or signal lights, or shapes or whistle signals shall, so far as possible, be such that they cannot be mistaken for any light, shape, or signal authorized elsewhere under these rules⁴.



1. **State** means "nation" in the international sense of the word. Consequently, the United States is considered to be a "State" by the writers of the Code.
2. **Shapes** are the unlighted signal signals required by the navigation rules to be used during daylight hours and have no significance at night. All shapes are now black.
3. Annex I to both the Code and the inland rules list the "**additional**" signals used by a fleet of fishing vessels.
4. Submarines may display, as a distinctive means of identification, an intermittent flashing amber (yellow) beacon with a sequence of operation of one flash per second for three (3) seconds followed by a three (3) second off period. Other special rules made by the Secretary of the Navy with respect to additional station and signal lights are found in Part 706 of Title 32, Code of Federal Regulations (32 CFR 706).

Previous Page

Next Page >>

Return to Course

Lesson menu

Lesson Plan

Learning Syllabus

Rule 1 - Application

Rule 2 - Responsibility

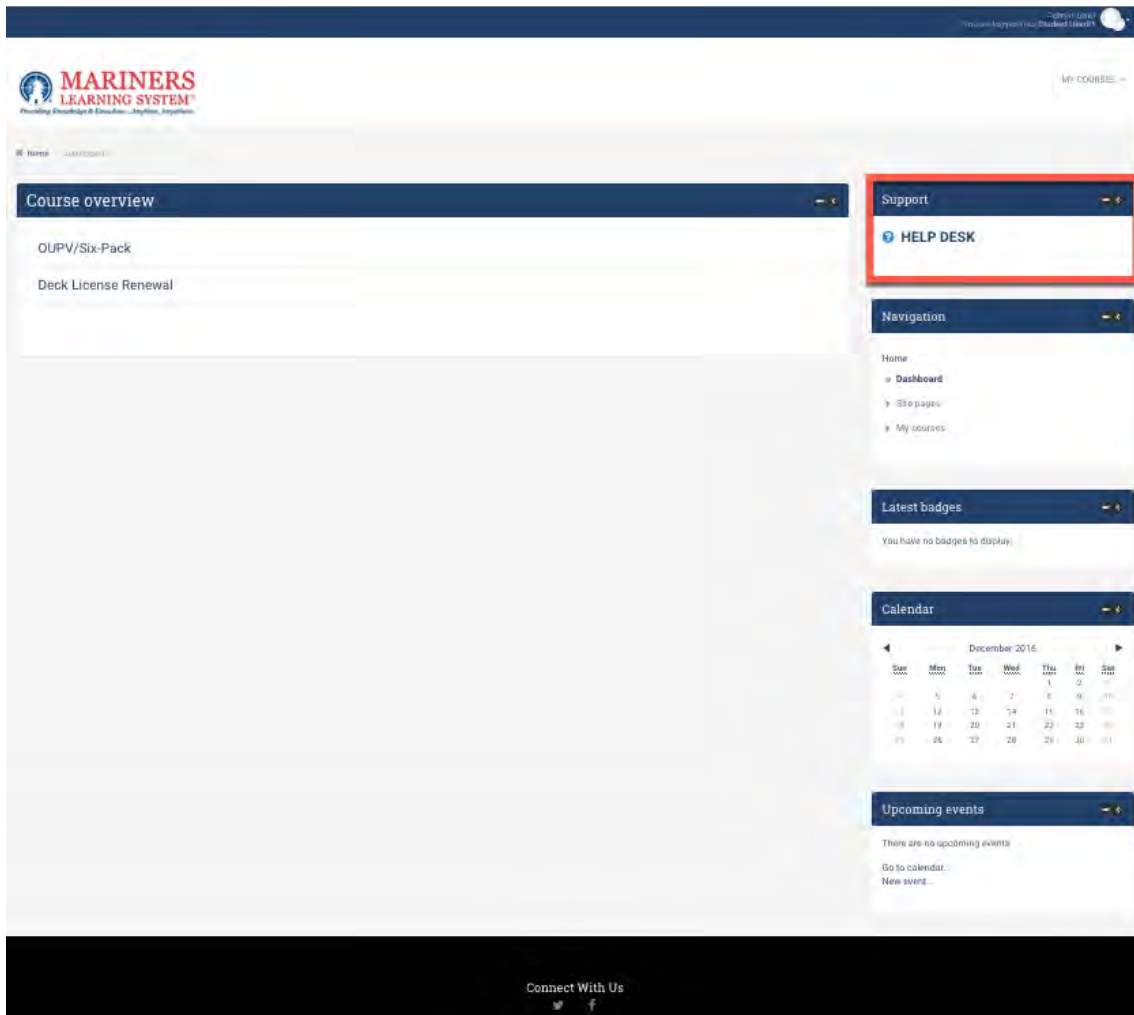
To Access Any Course

You may use the Dashboard or My Courses links to see the list of all of your enrolled courses.

The screenshot displays the Mariner Learning System dashboard. At the top right, there is a 'user menu' with a 'MY COURSES' link highlighted by a red box. Below the logo, the main heading is 'Your enrolled courses'. Under this heading, there is a 'Course overview' section with a red arrow pointing to it, and a list of courses including 'OUPV/Six-Pack' and 'Deck License Renewal'. On the right side, there is a 'Navigation' menu with 'My courses' highlighted by a red box. Other sections include 'Support', 'HELP DESK', 'Latest badges', 'Calendar', and 'Upcoming events'. The footer contains 'Connect With Us' with social media icons.

Troubleshooting

At any time you may click the [HELP CENTER](#) link to check the Knowledge Base, reach Technical Support, or post a question.



Testing/Next Steps

Upon course completion, you will be taking our final exam [online](#). A section will unlock at the end that goes over the guidelines, downloading the testing software, then actual final exams! For OUPV/Six-pack students, upon request inside your online account, a Chart Plotting Test Pack will be shipped out at no additional charge via USPS.

Go to the following link to learn more about the [Application Process](#). Our Self Help Desk articles have an overview, checklist and the necessary forms needed to submit to the US Coast Guard in order to obtain the license.